

LET IT FLOW

quicker, cooler, faster...




flosense[®] 2.0

DIGITAL FLOW MONITOR

MANIFOLD

Separate Stainless Steel Flow / Return
Manifolds supplied complete with sensors.



Connect up to 4 manifolds
to the touch screen in order
to monitor up to 48 separate
cooling circuits.

Use the alarm limits (and output)
on flow and temperature to control
the process stability and part
quality.



flow



temperature



pressure

TOUCH SCREEN



Upgrade your moulding machine with new digital flow regulator and improve your productivity.

Replacing traditional analogue manual flow regulators with new digital flow regulator will give you many advantages such as:

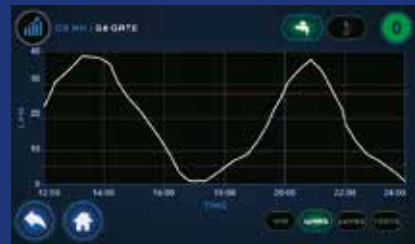
- Digital monitoring of Flow, Temperature and Pressure
- Alarm Output
- Higher flow capacity
- Higher temperature range
- Data storage and export
- Faster Mould changeovers
- OPC-UA / Euromap interface /

Touch Screen mounted on the manifold.

Equipped with power, alarm, USB and Ethernet connections.



The main screen will show all circuits with information about flow and temperature. The main inlet and outlet will also show including pressure.



Data is stored in the internal memory and can be displayed in graphical view for each circuit. Data can also be exported for external use.





By clicking on a specific circuit you will see detailed information, including delta T (heat transfer) of the specific channel. Also, turbulent flow indicator is included.







The system is equipped with Audit Log to keep track of all events including user ID tracer.

Size	Manifold inputs	Power Connection	Alarm Output	Interface
7,1"	1	12V	Yes	OPC-UA

CONSTRUCTION

1" Manifold	Flow sensor range option (l/m)			Ports	A	A2	B	L	L1	L2	H	H2	
	0.5-10	1-20	2-40										
PART NO.	0.5-10	1-20	2-40	Ports	A	A2	B	L	L1	L2	H	H2	
F2M4-x-xx	•	•	•	4	1/2"	1"	40	315	50	45	140	66,5	120°C
F2M4HT-x-xx	•	•	•	4	1/2"	1"	40	315	50	45	140	66,5	160°C
F2M6-x-xx	•	•	•	6	1/2"	1"	40	415	50	45	140	66,5	120°C
F2M6HT-x-xx	•	•	•	6	1/2"	1"	40	415	50	45	140	66,5	160°C
F2M8-x-xx	•	•	•	8	1/2"	1"	40	515	50	45	140	66,5	120°C
F2M8HT-x-xx	•	•	•	8	1/2"	1"	40	515	50	45	140	66,5	160°C
F2M10-x-xx	•	•	•	10	1/2"	1"	40	615	50	45	140	66,5	120°C
F2M10HT-x-xx	•	•	•	10	1/2"	1"	40	615	50	45	140	66,5	160°C
F2M12-x-xx	•	•	•	12	1/2"	1"	40	715	50	45	140	66,5	120°C
F2M12HT-x-xx	•	•	•	12	1/2"	1"	40	715	50	45	140	66,5	160°C

1.1/4" Manifold	Flow sensor range option (l/m)			Ports	A	A2	B	L	L1	L2	H	H2	
	0.5-10	1-20	2-40										
PART NO.	0.5-10	1-20	2-40	Ports	A	A2	B	L	L1	L2	H	H2	
F2M4-L-x-xx	•	•	•	4	1/2"	1.1/4"	50	315	50	45	150	74,1	120°C
F2M4HT-L-x-xx	•	•	•	4	1/2"	1.1/4"	50	315	50	45	150	74,1	160°C
F2M6-L-x-xx	•	•	•	6	1/2"	1.1/4"	50	415	50	45	150	74,1	120°C
F2M6HT-L-x-xx	•	•	•	6	1/2"	1.1/4"	50	415	50	45	150	74,1	160°C
F2M8-L-x-xx	•	•	•	8	1/2"	1.1/4"	50	515	50	45	150	74,1	120°C
F2M8HT-L-x-xx	•	•	•	8	1/2"	1.1/4"	50	515	50	45	150	74,1	160°C
F2M10-L-x-xx	•	•	•	10	1/2"	1.1/4"	50	615	50	45	150	74,1	120°C
F2M10HT-L-x-xx	•	•	•	10	1/2"	1.1/4"	50	615	50	45	150	74,1	160°C
F2M12-L-x-xx	•	•	•	12	1/2"	1.1/4"	50	715	50	45	150	74,1	120°C
F2M12HT-L-x-xx	•	•	•	12	1/2"	1.1/4"	50	715	50	45	150	74,1	160°C

1.1/2" Manifold	Flow sensor range option (l/m)			Ports	A	A2	B	L	L1	L2	H	H2	
	0.5-10	1-20	2-40										
PART NO.	0.5-10	1-20	2-40	Ports	A	A2	B	L	L1	L2	H	H2	
F2M4-XL-x-xx	•	•	•	4	1/2"	1.1/2"	50	365	50	70	161,5	85	120°C
F2M4HT-XL-x-xx	•	•	•	4	1/2"	1.1/2"	50	365	50	70	161,5	85	160°C
F2M8-XL-x-xx	•	•	•	8	1/2"	1.1/2"	50	565	50	70	161,5	85	120°C
F2M8HT-XL-x-xx	•	•	•	8	1/2"	1.1/2"	50	565	50	70	161,5	85	160°C
F2M12-XL-x-xx	•	•	•	12	1/2"	1.1/2"	50	765	50	70	161,5	85	120°C
F2M12HT-XL-x-xx	•	•	•	12	1/2"	1.1/2"	50	765	50	70	161,5	85	160°C

Comes in pairs of 2 manifolds
 • One feed Manifold with Pressure and Temperature Sensor
 • One return Manifold with Flow, Temperature and Pressure Sensor

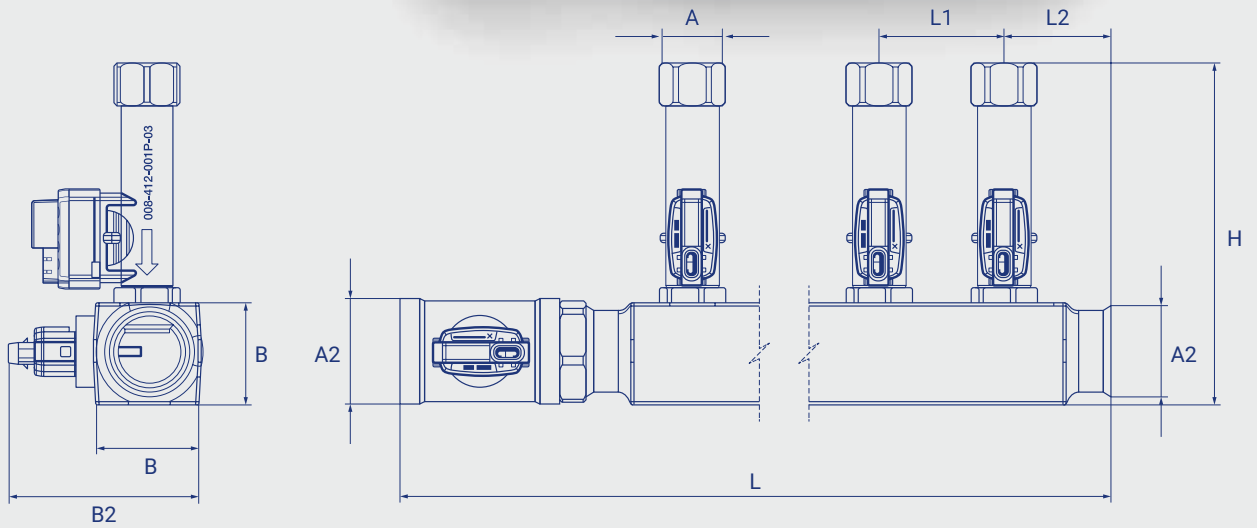

Supplied without connector nipples (see page 93)

Ordering Example: Part No. + Flow sensor range (F2M4-1-20)

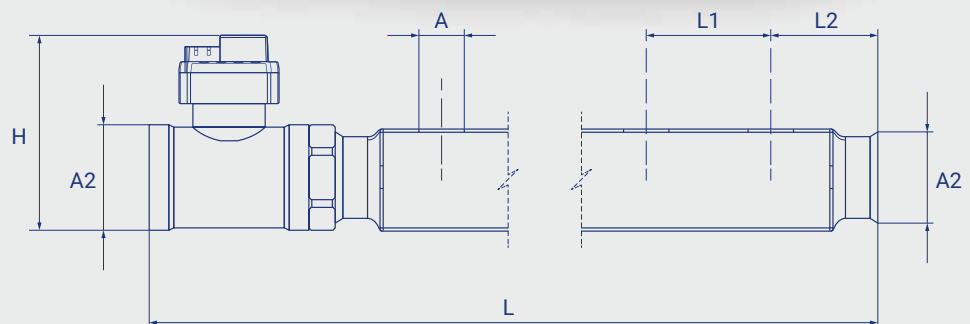
HT = High Temperature.
 Complete unit with Pressure sensor installed on main inlet / return. Connect up to 4 manifolds to the touch screen in order to monitor up to 48 separate cooling circuits.
 Use the alarm limits (and output) on flow and temperature to control the process stability and part quality.

Material:
 Stainless Steel

Return



Flow



ACCESSORIES

Manifold / Extension cable

PART NO.	Connection	Length (mm)
FS-3P-EC1000	M8/M8/3P	1000
FS-3P-EC2000	M8/M8/3P	2000
FS-3P-EC5000	M8/M8/3P	5000
FS-3P-EC10000	M8/M8/3P	10000



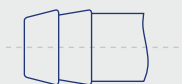
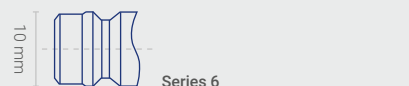
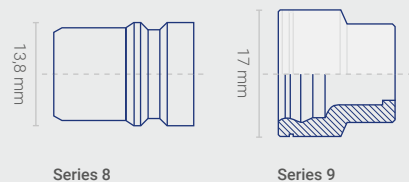
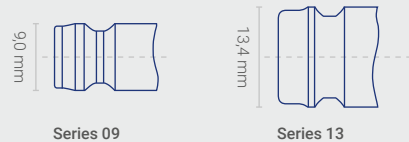
Blanking Plug

PART NO.	Connection	Seal
SSEC1	1" BSPP	FKM
SSEC1-1/4	1-1/4" BSPP	FKM



Port Connector Plugs

PART NO.	Connection	Size/Series
09NRF	R 1/2"	09 EURO Style
13NRF	R 1/2"	13 EURO Style
20NRF	R 1/2"	20 Int. Style
30NRF	R 1/2"	30 Int. Style
08NRF	R 1/2"	French Type Style
F9NRF	R 1/2"	French Matic Style
06NRF	R 1/2"	06 Scandinavian Style
10MF	R 1/2"	10 mm Hosetail
13MF	R 1/2"	13 mm Hosetail
25MF	R 1"	25 mm Hosetail
38MF	R 1"	38 mm Hosetail



SPECIFICATION

Supplied as a pair of manifolds

- one feed Manifold with Pressure and Temperature Sensor
- one return Manifold with Flow, Temperature and Pressure Sensor



FLOW	Standard Sensor	HT Sensor
Measuring range	0.5-10 l/min (0,16-3,7 gpm)	0.5-10 l/min (0,16-3,7 gpm)
	1-20 l/min (0,27-5,2 gpm)	1-20 l/min (0,27-5,2 gpm)
	2-40 l/min (0,53-10,4 gpm)	2-40 l/min (0,53-10,4 gpm)
Accuracy	(± 1 σ) in water, ± 1 % FS	(± 1 σ) in water, ± 1 % FS
TEMPERATURE		
Measuring range	0-120 °C (32-248 °F)	0-160°C (32-320°F)
Accuracy	15-90 °C (59-194 °F) ± 0.5 K	15-90 °C (59-194 °F) ± 0.5 K
	0-120 °C (32-248 °F) ± 1 K	0-120 °C (32-248 °F) ± 1 K
		120-160 °C (248-320 °F) ± 2 K
PRESSURE		
Measuring range	0-10 bar (0-145 psi)	
Accuracy	± 2.5 % FS	





Distributor

MOULDPRO APS

Baltorpbakken 10
DK-2750 Ballerup, Denmark
Phone: **+45 7020 3131**

www.mouldpro.com